

STAINLESS STEEL LED WALL LIGHT

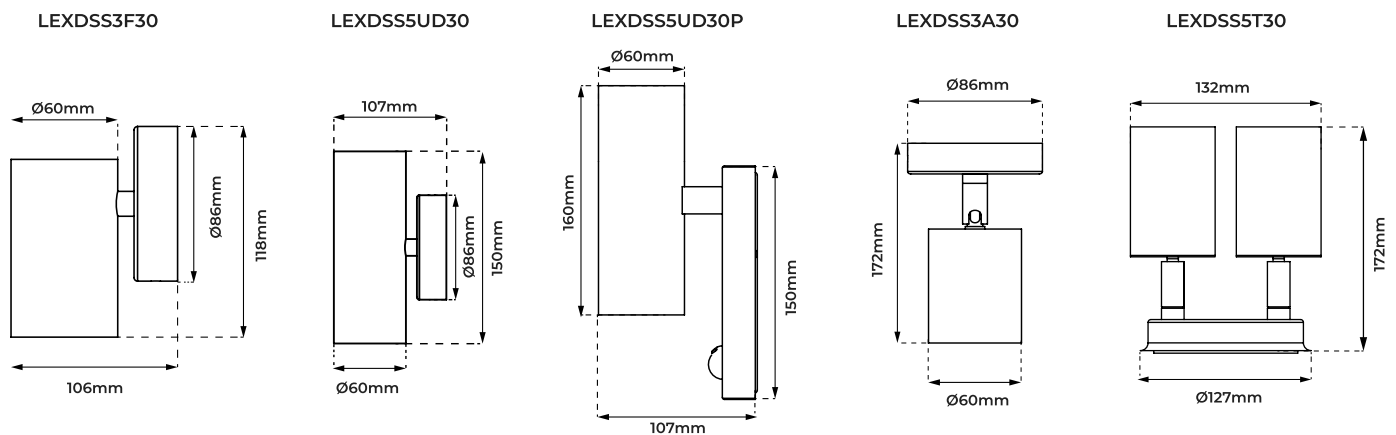
Product Features

- Stainless steel constructed decorative wall light with fully integrated LED
- Fixed and adjustable head options
- Suitable for use with ambient or decorative lighting
- PIR option available for up/down fixed



CAT NO.	TYPE	LUMINAIRE LUMENS	WATTAGE
LEXDSS3F30	Single Head Fixed	300	4W
LEXDSS5UD30	Up/Down Fixed	500	8W
LEXDSS5UD30P	Up/Down Fixed PIR	500	8W
LEXDSS3A30	Single Head Adjustable	300	4W
LEXDSS5T30	Twin Head Adjustable	500	8W


Product Drawing



CAT NO.	WEIGHT (kg)	EFFICACY (Llm/cW)	CRI	FREQUENCY (Hz)	IK RATING	TEMP RANGE (°C)	AMBIENT TEMP RATED LIFE (°C)	L/B RATED LIFE
LEXDSS3F30	0.3	75	>80	50-60	IK04	0 to +25	25	L70/B50
LEXDSS5UD30	0.49	63	>80	50-60	IK04	0 to +25	25	L70/B50
LEXDSS5UD30P	0.4	63	>80	50-60	IK04	0 to +25	25	L70/B50
LEXDSS3A30	0.35	75	>80	50-60	IK04	0 to +25	25	L70/B50
LEXDSS5T30	0.55	63	>80	50-60	IK04	0 to +25	25	L70/B50

STANDARD	DESCRIPTION
EN 60598-1	Luminaires – General requirements
EN 60598-2-1	Luminaires – Fixed general purpose
EN 61000-3-2	Electromagnetic compatibility (EMC) – Part 3-2: Limits - for harmonic current emissions
EN 61000-3-3	Limits - Limitation of voltage changes, voltage fluctuations and flicker in public low-voltage supply systems, for equipment with rated current ≤ 16 A per phase and not subject to conditional connection
EN 61547	Equipment for general lighting purposes – EMC immunity requirements
EN 55015	Limits and methods of measurement of radio disturbance characteristics of electrical lighting and similar equipment

LUCECO



This luminaire contains built-in LED lamps.

A++

A+

A

B


C

D


E



}

LED



The lamps cannot be changed in the luminaire.

874/2012


CE RoHS  

Stainless Steel LED Wall Light | LEXDSSXXX.JF.11.2020

www.luceco.com